

FAS – DELHI / SUMMER HOLIDAY HOMEWORK / CLASS - 5

SESSION 2018-19

ENGLISH

Read the listed two books by **Roald Dahl** during your summer vacation. Make a character sketch of the character you like the most. (100-150 words).

Characterization is the process by which the writer reveals the personality of a character. Follow the guidelines given to compile your work-

a) Make a cover page of the book you like

b) Guidelines for characterization

- Name of the character and where does he/ she live.
- How does the character look? How does the character dress?
- Qualities , thoughts and actions of the character
- What impressed you the most about the character?

c) Learn the same to present in the class for declamation.

Names of the books- 1. Charlie and the Glass Elevator 2. Matilda

HINDI

छुट्टियों में कोई भी तीन कहानियों की किताबें/ कहानियाँ पढ़िए और उनमें से किसी एक कहानी/किताब से सम्बन्धित निम्नलिखित कार्य कीजिए-

क-कहानी की किताब/ कहानी का मुख्य पृष्ठ(चित्र) बनाइए।

ख-पढ़ी गई किताब/कहानी से अपने पसंदीदा किसी एक पात्र (CHARACTER) को चुनकर,उसके बारे में १०-१२ वाक्यों के पात्र-परिचय को एक पृष्ठ पर लिखिए और उस पृष्ठ को मुख्य पृष्ठ के पीछे चिपकाइए।

मार्ग दर्शन-

पात्र-परिचय लिखते समय निम्नलिखित बातों का ध्यान रखिए-

क] बाहरी व्यक्तित्व - १.पात्र का नाम २.कैसा दिखता है ?

ख] आंतरिक गुण

१.उसकी किस बात/कार्य से आप प्रभावित हुए

२.पात्र के द्वारा कही गई कौन सी बात आपको अच्छी नहीं लगी।

३.आप उसके किस गुण को अपने जीवन में उतारना चाहेगें?

***पात्र-परिचय को डेक्लेमेशन के लिए याद भी कीजिए ।**

MATH

1. Learn tables 2 to 14.

2. Read lesson -7 and do the exercises given on pages 99 to 111 in the book.

3. Read lesson -13 and do the following exercises-

- Maniratnam- The Cashier[pg-170&171.
- Shantaram a special cook-pg 172
- Satish's story and Kamla Bai's story pg-176
- Fun with multiplication- pg- 178
- Make the best story pg-184 & 185[1 to 4]
- Puzzle on page 186[Q-2]

[All the work to be done on ruled sheets]

EVS

1. Do the survey given on page 97 of lesson -10 and write a report on it on A-4 size ruled sheet.
2. Do the experiment given to you by your teacher and prepare for the Science Exhibition on the 14th of July.





NOTE: Revise for the periodic test. The date sheet, syllabus and the practice worksheets are uploaded on the school website.

ART HOLIDAY HOMEWORK – CLASS-5

Drawing With Needle And Thread

Students are required to create a basic design using elementary shapes like circle, triangle, square, rectangle and lines. They will be using needle, thread and cloth for the same.

Material needed:

1. A square matte cloth (any colour) Size: 8 inch by 8 inch
2. Needle
3. Thread (Any colour)
4. 3 to 4 cutouts (coloured shapes     -----)
5. Another piece of cloth for cut work

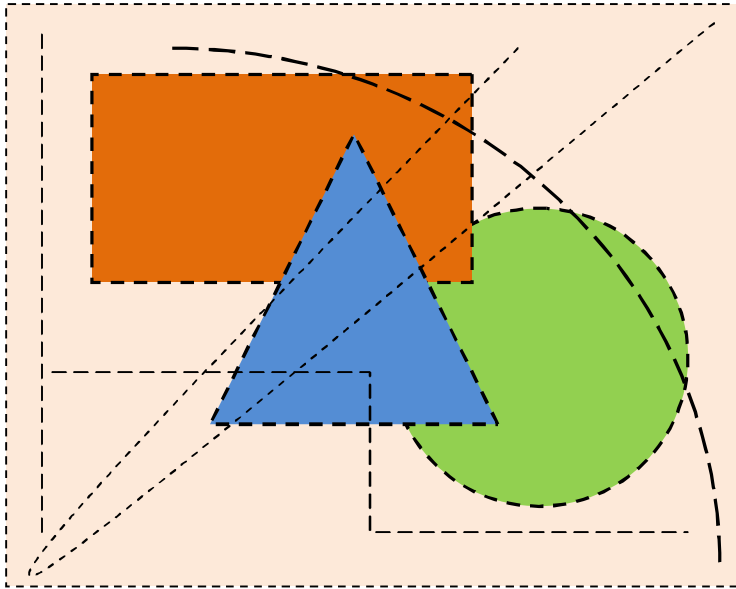
Method: Take a square piece of cloth 8" by 8"

Cut the shapes     with another cloth.

Arrange them on 8" by 8" matte cloth to create a design.

Use running stitch to attach these shapes with 8" by 8" matte cloth.

Create a basic design using lines



COMPUTER HOLIDAY HOMEWORK

- Collect the pictures of the given input and output devices and paste in your computer copy.
 - Before each picture write 2 to 3 lines about the device.
1. Keyboard
 2. Mouse
 3. Scanner
 4. Joystick
 5. Monitor
 6. Printer
 7. Speaker
 8. Headphone

SPORTS- SKIPPING WITH A ROPE TO BE PRACTISED EVERYDAY.